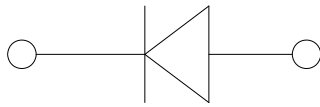
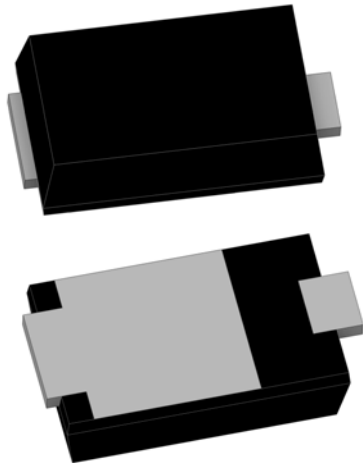


Surface Mount Schottky Rectifier



Features

- Low profile package
- Ideal for automated placement
- Guardring for overvoltage protection
- Low power losses, high efficiency
- High forward surge capability
- Meets MSL level 1, per J-STD-020, LF maximum peak of 260 °C
- Part no. with suffix "Q" means AEC-Q101 qualified

Typical Applications

For use in low voltage high frequency inverters, freewheeling, DC/DC converters, automotive and polarity protection applications.

Mechanical Data

- **Package:** SOD-123HE
Molding compound meets UL 94 V-0 flammability rating, RoHS-compliant, halogen-free
- **Terminals:** Tin plated leads, solderable per J-STD-002 and JESD22-B102
- **Polarity:** Cathode line denotes the cathode end

■ Maximum Ratings (T_a=25°C Unless otherwise specified)

PARAMETER	SYMBOL	UNIT	S315EQ	S320EQ
Device marking code			S315E	S320E
Repetitive peak reverse voltage	V _{RRM}	V	150	200
Maximum RMS voltage	V _{RMS}	V	105	140
Maximum DC blocking voltage	V _{DC}	V	150	200
Maximum average forward rectified current at T _L (Fig.1)	I _O	A	3.0	
Surge(non-repetitive)forward current @60Hz half-sine wave,1 cycle, T _J =25°C	I _{FSM}	A	80	
Voltage rate of change (rated V _R)	dV/dt	V/μs	10000	
Storage temperature	T _{stg}	°C	-55 ~+175	
Junction temperature	T _J	°C	-55 ~+175	

■ Electrical Characteristics (T_a=25°C Unless otherwise specified)

PARAMETER	SYMBOL	TEST CONDITIONS		TYP	MAX	UNIT
Instantaneous forward voltage	V _F	I _F =3A	T _J =25°C	0.81	0.9	V
			T _J =125°C	0.68	0.75	
Reverse current	I _R	Rated V _R	T _J =25°C	-	1	μA
			T _J =125°C	-	150	
Typical junction capacitance	C _J	V _R =4V,f=1MHz		60	-	pF



S315EQ THRU S320EQ

■ Thermal Characteristics (T_a=25°C Unless otherwise specified)

PARAMETER	SYMBOL	UNIT	S315EQ	S320EQ
Typical Thermal Resistance	R _{θJ-A}	°C/W	98	
	R _{θJ-l}	°C/W	30	
	R _{θJ-c}	°C/W	15	

Note:
 (1) Thermal resistance from junction to ambient and from junction to lead and from junction to case mounted on P.C.B. with 5 mm x 5 mm copper pad areas.

■ Characteristics (Typical)

Fig.1: Forward Current Derating Curve

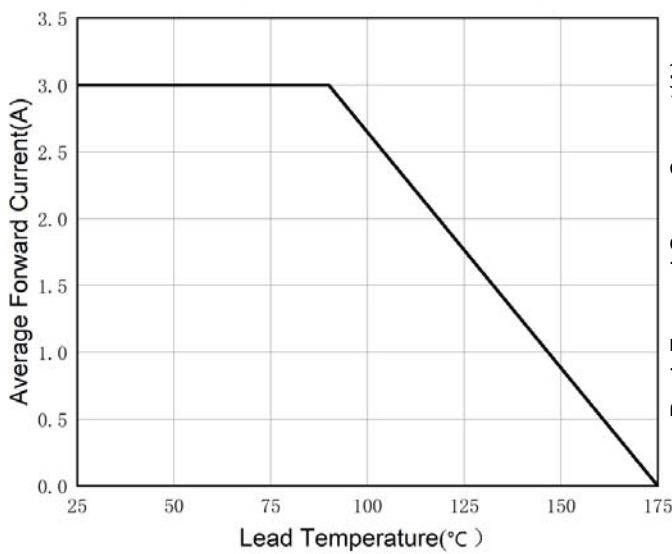


Fig.2: Maximum Non-Repetitive Peak Forward Surge Current

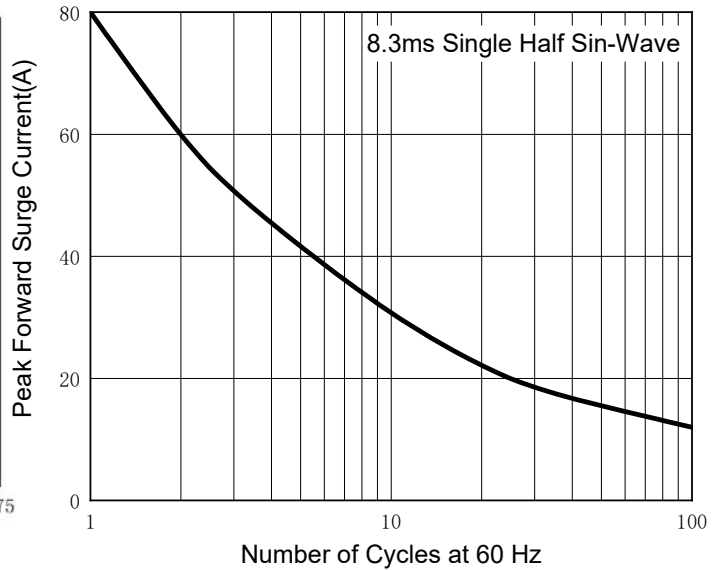


Fig.3: Typical Instantaneous Forward Characteristics

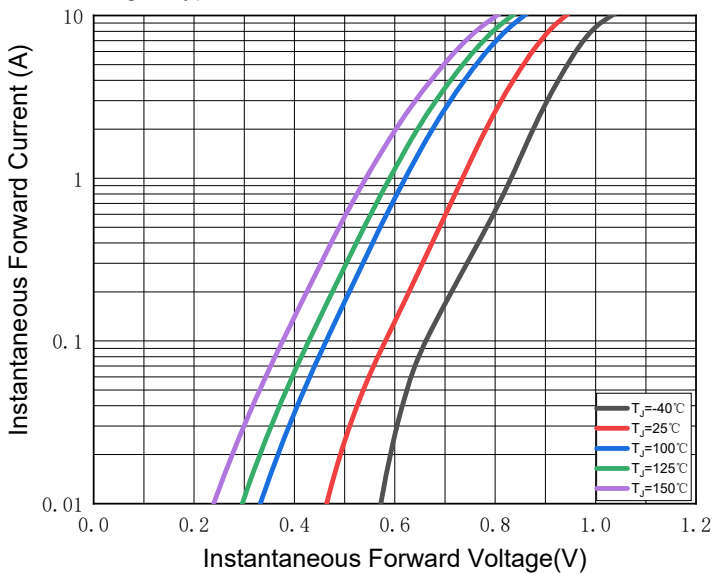
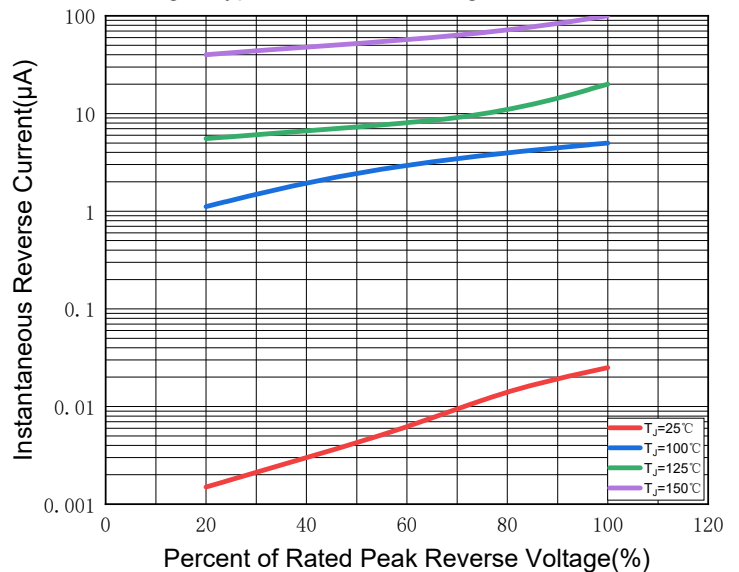


Fig.4: Typical Reverse Leakage Characteristics



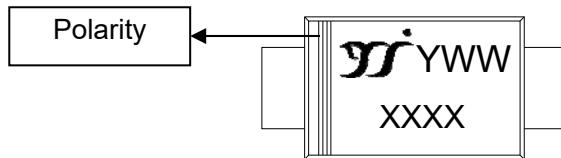


S315EQ THRU S320EQ

Ordering Information (Example)

PREFERRED P/N	PACKING CODE	UNIT WEIGHT(g)	MINIMUM PACKAGE(pcs)	OUTER CARTON QUANTITY(pcs)	DELIVERY MODE
S315EQ THRU S320EQ	F1	Approximate 0.024	3000	120000	7" reel

Marking Information



Note:

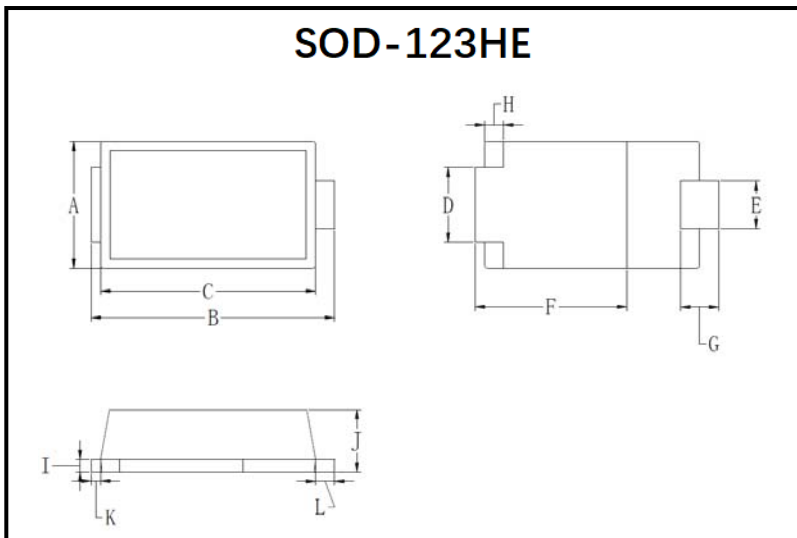
1. All marking is at middle of the product body
2. All marking is in laser printing
3. XXX is marking code, like S320EQ marking code is S320E
4. Body color: Black
5. YWW is date code, "Y" is year. "WW" is week.

For instance:

The 17th week of 2022, date code is 217

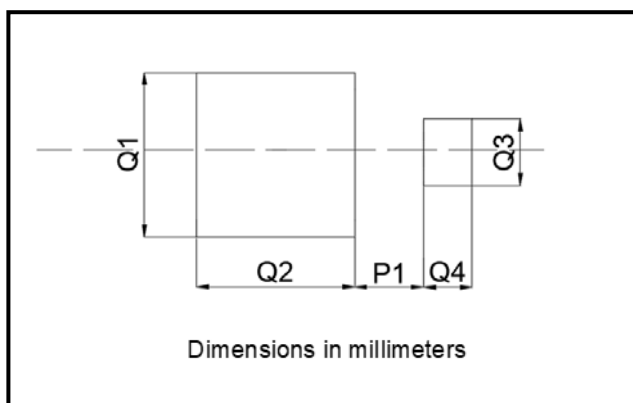
The 17th week of 2023, date code is 317

Outline Dimensions



SOD-123HE		
Dim	Min	Max
A	1.88	2.18
B	3.70	4.00
C	3.19	3.61
D	1.05	1.35
E	0.61	0.91
F	2.20	2.90
G	0.40	0.80
H	0.30 TYP	
I	0.10	0.30
J	0.85	1.15
K	0.00	0.30
L	0.15	0.45

Suggested pad layout



SOD-123HE	
Dim	Millimeters
P1	0.64
Q1	2.54
Q2	2.67
Q3	1.27
Q4	0.76



S315EQ THRU S320EQ

Disclaimer

The information presented in this document is for reference only. Yangzhou Yangjie Electronic Technology Co., Ltd. reserves the right to make changes without notice for the specification of the products displayed herein to improve reliability, function or design or otherwise.

The product listed herein is designed to be used with automotive electronics, are not designed for use in medical, lifesaving, lifesustaining, or military, Yangjie or anyone on its behalf, assumes no responsibility or liability for any damages resulting from such improper use of sale.

This publication supersedes & replaces all information previously supplied. For additional information, please visit our website [http:// www.21yangjie.com](http://www.21yangjie.com) , or consult your nearest Yangjie's sales office for further assistance.